



*Saves Your Energy*

## INSTALLATION INSTRUCTION

PEM1350ENG

2011-09

### GENERAL INFORMATION

- Check that the product is suitable for the intended installation.
- Check the materials listed in the bill of materials for completeness.
- Read the installation instructions carefully before starting the installation.
- Install carefully and make sure the materials are clean during the installation.
- Clean the working place after the installation.

### LEGAL NOTICE

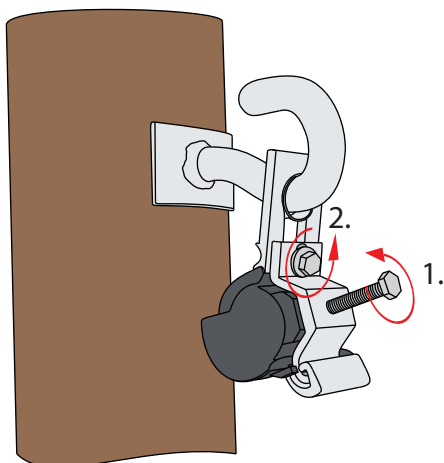
- The product must be installed only by a competent person with sufficient training in installation practices and with sufficient knowledge of good safety and installation practices in respect of electrical equipment. If local legislation contains provisions in respect of such training or sufficient knowledge in respect of installation of electrical equipment such provisions shall be fulfilled by the said person.
- Ensto accepts no liability concerning claims resulting from misuse, incorrect installation or ignored national safety regulations or other national provisions.
- **WARNING:** Failure to follow the installation instructions may result in damage to the product and serious or fatal injury.

### Suspension clamp SO130

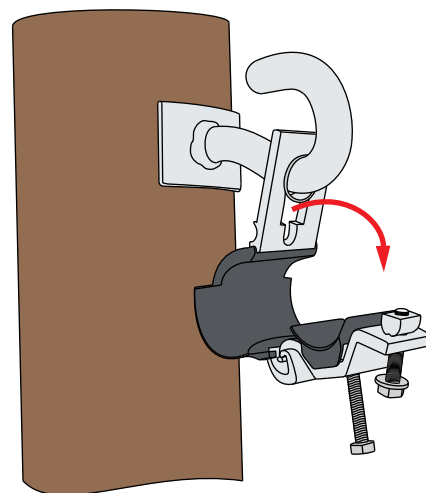
SO130 is used for the installation and suspension of LV ABC cables to poles with standard hook attachment. Thanks to the integrated construction, no extra parts are needed for the installation.

Type	Conductor size mm <sup>2</sup>	Cable diameter mm	Weight (kg)	Pack./pcs
SO130	4x(16-120) mm <sup>2</sup>	12 - 42	0.294	25

1.



2.

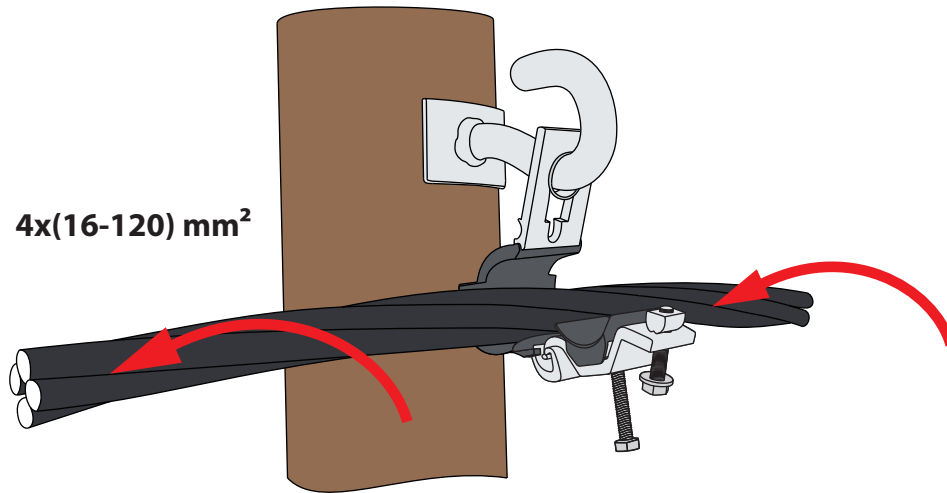




*Saves Your Energy*

**INSTALLATION INSTRUCTION**  
**PEM1350ENG**  
**2011-09**

**3.**



**4.**

